

BUILDING YOUR BAND BACK... BETTER!

***TECHNIQUES DESIGNED TO
ENERGIZE & MOTIVATE
THE BEGINNING BAND STUDENT***

Richard Canter

*Idaho Music Educators Association
Professional Development Conference*

February 1, 2024

BUILDING YOUR BAND BACK... BETTER!

TECHNIQUES DESIGNED TO ENERGIZE & MOTIVATE THE BEGINNING BAND STUDENT

MOTIVATION

VARIOUS WAYS STUDENTS ARE MOTIVATED

- Working on something they like to play
- Formal recognition
- Friendly competition
- Rewards (Prizes, Incentives)
- Student Ownership/Student Agency
- Instant Gratification

FIND OUT WHAT MAKES YOUR STUDENTS TICK!



SOCIAL EMOTIONAL LEARNING (SEL)

SEL isn't one more thing on the plate. It **IS** the plate

SEL is...

- **IDENTITY**
- **BELONGING**
- **AGENCY**

SEL must be...

- **EMBEDDED, INTENTIONAL, SUSTAINED**

HOW DO I REACH MY STUDENTS?

• **DIFFERENTIATE!**

- **DIFFERENTIATED INSTRUCTION** is about reaching each individual student, meeting them where they are and helping them get where they need to go next
- **DIFFERENTIATED INSTRUCTION IS ALSO ABOUT US** finding out what **WE** need to do to reach our students
- It is important to help students understand **EVERYONE'S MUSICAL JOURNEY IS DIFFERENT.**
Great interactive demonstration for students: ***GETTING TO THE PODIUM***

• **MOTIVATE!**

- Intrinsic Motivation
- **BE UNDERSTANDING**
- **MAKE LEARNING FUN**
- **MAKE LEARNING ACCESSIBLE** (technology AND in-person interaction)
- **MAKE IT FUN TO ATTEMPT! MAKE IT SAFE TO FAIL!**

THE IMPORTANCE OF INDIVIDUAL ASSESSMENT

WITHOUT INDIVIDUAL ASSESSMENT...

STUDENTS CAN DEVELOP BAD HABITS THAT WILL STICK WITH THEM

- Tension/ Improper air flow
- Improper embouchure
- Lack of ability in reading notes & rhythms
- Poor tone and technique
- Bad habits lead to a feeling of failure, causing a loss of interest and motivation

ADVANCED STUDENTS IN NEED OF A CHALLENGE

- Become bored or frustrated
- Lose motivation
- Feel band is a waste of their time & want to quit

WITH FREQUENT INDIVIDUAL ASSESSMENT...

- Every student is seen
- Improved student confidence
- We better understand our students' abilities and student identity

OUR ULTIMATE GOALS

- RETENTION OF MATERIAL TAUGHT
- RETENTION OF STUDENTS IN OUR PROGRAM
- STUDENTS HAVE A SAFE PLACE WHERE THEY CAN EXPRESS THEMSELVES & **BELONG**
- OUR STUDENTS **LOVE MUSIC**

WHY IS CHUNKS TEACHING MORE NECESSARY THAN EVER?

- We are all in a different place than we ever thought we'd be
- The **CHUNKS** program provides students with the facility they need and teachers with the results they desire

CELEBRATE ALL THE SUCCESSES along the journey, big and small

BUILDING BACK BETTER

- **Don't overwhelm yourself or your students with unnecessary work**
- **QUICK & EFFECTIVE ASSESSMENT**
- **Guide individual student goal setting**
 - Find out what YOU NEED TO DO to reach each student
 - Meet students where they are and help them reach attainable goals
- **Self Directed Learning & Exploration (with guidance)**
 - Help students learn how to be an effective investigator in their learning
 - Early leadership: Students help each other to improve the whole ensemble
- **Teach with COMPASSION & show your students the LOVE in music**



SCALE & RHYTHM CHUNKS - Supplemental Teaching Tool for Beginning/Developing Band

3rd EDITION NOW AVAILABLE

RHYTHM CHUNKS

- 1) Quick individual assessment of rhythm reading (clapping and counting)
- 2) Perform a *Rhythm Chunk* as a wind pattern
 - helps with internalizing subdivision and establishing proper air flow
- 3) Playing a *Rhythm Chunk* on a repeated note or scale pattern
 - helps connect internalizing subdivision with playing

SCALE CHUNKS

- 1) Quick individual assessment of note-reading using *Chunks* of a scale pattern or melody
- 2) Each *Chunks* book teaches notes in the proper sequence for that instrument
- 3) Students must perform *Chunks* in order
- 4) Each *Scale Chunk* teaches new notes/concepts, building on previously learned material
 - Makes learning easier
 - Easy for students to achieve success quickly
- 5) Teach students to use a fingering chart to learn new notes on their own
 - Ovals around new notes as they are introduced
- 6) Directors can have students perform a *Scale Chunk* backward to ensure they are reading notes and not just learning by ear
- 7) Differentiated instruction
 - There are different *Scale Chunks* for each instrument, making learning
 - Students should work at an appropriate pace for them, setting individual goals
 - *Teaching all students the same level of music at all times does not promote growth
- 8) Overall, "Chunking" teaches proper practice and improves sight-reading abilities
- 9) *Chunk Challenges*: familiar songs throughout the book to reinforce notes & concepts taught leading up to the exercise

SNARE CHUNKS (PERCUSSION)

- 1) Percussion substitute for *Rhythm Chunks*
- 2) Rhythmic concepts learned in each level of *Rhythm Chunks* are incorporated into *Snare Chunks*
- 3) Teaches rudiments using the same step-by-step approach as *Scale and Rhythm Chunks*
- 4) Percussion also has *Scale Chunks* for mallet instruments
- 5) Dynamics taught using inches in both *Snare Chunks* and *Percussion Scale Chunks* (bells)

WALL CHARTS

- 1) Free access to all charts by scanning QR code in Director Book.
- 2) Use a different color sticker for each month - shows visual proof of student progress
- 3) Students are motivated to see their progress on the wall of your band room
- 4) Essential to teach that we celebrate student success on all levels

FEATURES OF NEW 3rd EDITION OF SCALE & RHYTHM CHUNKS

- 1) Instructional Videos for all *Rhythm Chunks*, *Snare Chunks* and *Scale Chunks* for all instruments
- 2) Innovative Fingering Charts from *Stepwise Publications* in each instrument book
- 3) Essential Percussion Technique Videos in percussion & director books for bass drum, tambourine, triangle, crash cymbals, suspended cymbal and timpani (including ranges of each drum)
- 4) Applications of **the Breathing Gym**[®] relating dynamics to rate of air flow

RHYTHM CHUNK Video Example



SCALE CHUNK Video Example



CHUNK CHALLENGE Video Example



SNARE CHUNK Video Example



ASSESSMENT METHODS FOR ALL ENSEMBLE SIZES

SMALL/MEDIUM ENSEMBLES OR SECTIONALS

In Class Assessment

- 1) Director floats around classroom
 - Can also include high school student helpers if available
- 2) Provides students with immediate feedback/instant gratification
- 3) Quick success = students motivated to achieve the next Chunk

MEDIUM/LARGE ENSEMBLES


Google Classroom/Flip (Formerly Flipgrid)

- 1) Great assessment tools for large ensembles
- 2) Free instructional videos available for every Chunk for every instrument
- 3) Speed settings on *Flip*: can be set slower to listen to details or faster for quicker assessment
- 4) Allows you to provide quick feedback and prevent bad habits

GOAL-ORIENTED STUDENT ASSESSMENT

- 1) Mastery of the *Chunk* is the ultimate goal
- 2) Each student's goal may be different
- 3) Assess tone, articulation, dynamics in the manner that best meets each student's needs

Every student is unique and each student has different needs for their personal growth.



We have the honor of being their guide on that journey


MUSIC LITERACY

- 1) Students are empowered to know their vulnerabilities, understand their strengths and help others...fostering a foundation for success.
- 2) The year after the Chunks program is introduced, students are prepared to practice anything you ask them to practice
- 3) Students are trained to practice properly
- 4) Students become more confident sight-readers
- 5) Students are able to perform more challenging music
- 6) When it is more fun, **STUDENTS WANT TO PRACTICE!!!**
- 7) **SUCCESS IS ACHIEVED THROUGH AGENCY...**
Students are motivated to set higher goals and take on new challenges.

INCENTIVES

*Create a budget specifically for rewards/incentives or ask parents to contribute

- 1) Rewards for reaching individual and ensemble goals
- 2) Students get to play in a Recruitment Concert for incoming band students
- 3) "Caught Doing Good" Raffle Tickets
- 4) Pins or Zip Ties for achievement of levels
- 5) Bag of Awesome/Box of Awesome!
- 6) Wrestling Belt & Social Media Fun to Reward Student Success



CHUNKS WARS

COMING TO A BAND ROOM NEAR YOU
DECEMBER 9 - 11

TALLY MARKS EARNED PER CHUNK PERFORMED

	BRONZE	SILVER	GOLD	PLATINUM
RHYTHM	1	2	5	15
SCALE	2	4	10	20
SNARE	2	6	15	30
CHUNK CHALLENGES	4	8	15	30

ANY STUDENT COMPLETING ALL SCALE & RHYTHM CHUNKS, WILL EARN 100 ADDITIONAL TALLY MARKS FOR YOUR GROUP!!!

***ALL CHUNKS MUST BE COMPLETED IN ORDER**

****CHUNKS CAN BE SENT VIA EMAIL TO YOUR DIRECTOR FOR CHUNKS WARS THROUGH THURSDAY EVENING**

*****YOUR ENTIRE GROUP BENEFITS WHEN YOU HELP EACH OTHER**

THE GROUP WITH THE HIGHEST TALLY MARKS WILL EARN A PIZZA PARTY DURING EXAM WEEK!!

GET CREATIVE!

Set goals for your ensembles and students!

- 1) Utilize *Google Classroom*, *Flip*, or another platform for assessment or listen to students perform *Chunks* in class each week
- 2) Set ensemble goals
- 3) Put students in groups by ability or partner students to help one another
 - Students with strengths help those struggling
 - Working together will build leadership skills at an early age
 - Learning how to work together will build a sense of teamwork and better bond between your band members

BENEFITS OF DIFFERENTIATED INSTRUCTION

- 1) Quicker learning of music by students
- 2) Better retention of knowledge by students
- 3) Better retention of students in your program
- 4) Students become more self-sufficient and learn new concepts in self-directed exploration
- 5) Students learn how to work together to help each other
- 6) Students learn notes & rhythms allowing them to achieve far beyond their normal age level
- 7) Better habits are formed from consistent assessment
- 8) Director is aware of all students' strengths and weaknesses

AND BEST OF ALL...

STUDENTS LOVE BAND!

SCALE & RHYTHM CHUNKS


3rd Edition now available

Visit scaleandrhythmchunks.com
for updated information and
educational resources


CONTACT INFORMATION

Richard Canter
richardcanter@gmail.com

Scan to Subscribe to
SCALE & RHYTHM CHUNKS
on YouTube




SCALE & RHYTHM CHUNKS
ON INSTAGRAM



@SCALEANDRHYTHMCHUNKS

Scan to "Like"
SCALE & RHYTHM CHUNKS
on Facebook



EVERY DAY in music ensembles of every kind,
WE EXIST TO MAKE EACH OTHER

CELEBRATE THE GIFT OF MUSICAL EXPRESSION EVERY DAY!!!